

# ELARA

ONE SOUND, ONE STYLE



TRIANGLE  
MANUFACTURE ELECTROACOUSTIQUE

# DARING HIGH FIDELITY

---

Intuitive, daring and minimalistic - the Elara speaker range breaks the rules of classic hifi with an innovative design. The speakers are a true source of pleasure, which fits well within any interior.

Universal and versatile - Elara's warm sound delivers great listening pleasure, no matter what styles of music you prefer.

You will never think of high-fidelity the same way again.



QUALITY SOUND IS  
NOT JUST FOR THE  
ELITE.





## THE NEW TRIANGLE SOUND

From the very first note, Elara's smooth and warm sound is evident. The newly developed soft-dome tweeter and the concave bass/midrange drivers give Elara the distinctive powerful bass tones and detailed sound emblematic of TRIANGLE speakers.

The overall soundstage is perfectly balanced, and delivers any music or sound played through them in a full, detailed way that brings it to life.



ELARA EXCELS WITH  
ALL MUSICAL STYLES







## SAYING GOODBYE TO THE UNNECESSARY

Only the essential remains and lets you focus on what matters most : the music.

Elara speakers feature a reflective black or white piano lacquered finish. Every detail - proportions, finish and gloss - has been chosen to make your speakers integrate seamlessly with other parts of your interior design.

However, from the very first notes, Elara moves to the forefront and becomes the centre of your room.

ELARA,  
THE SEARCH OF PURITY,  
MINIMALISM AND REFINEMENT.



# LIKE NEVER BEFORE

---



You are fully immersed in movies, video games and music.

With a stereo system or an advanced home theatre set-up (5.1 - 7.2),  
you will discover a natural and powerful sound that increases the realism  
and immersion levels of your media enjoyment.





ONCE YOU HAVE  
CONNECTED YOUR ELARA  
SPEAKERS, YOU NEVER  
LOOK BACK.



**TALES 340**




**THETIS 280**

Finalize your system using a Tales 340 or Thetis 280 subwoofer, which will enhance the lower frequencies for deeper and richer experiences.

## A HISTORICAL KNOW-HOW

---



TRIANGLE consists of a team of enthusiastic engineers and technicians, who have developed, designed and assembled hifi speakers in France for more than 35 years. From the very first day, our focus has been on delivering a clear and detailed sound that enables the listener to fully enjoy all the emotional wealth of the greatest musical masterpieces.

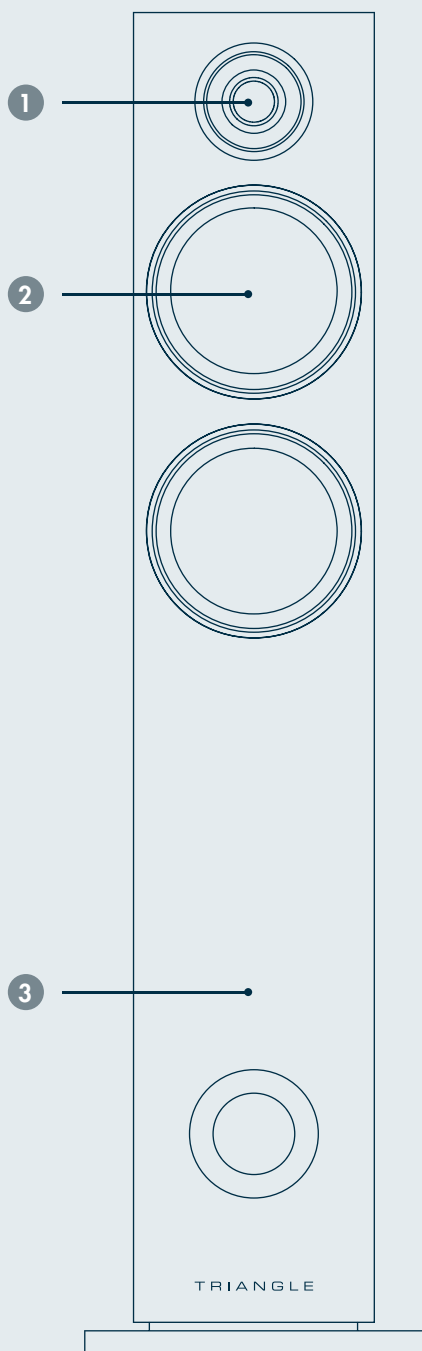
TRIANGLE constantly develops and re-invents its products to offer music lovers a sound reproduction without compromise.



THE EXPERTISE AND EXPERIENCE  
OF TRIANGLE ARE AT THE VERY  
CORE OF ELARA.

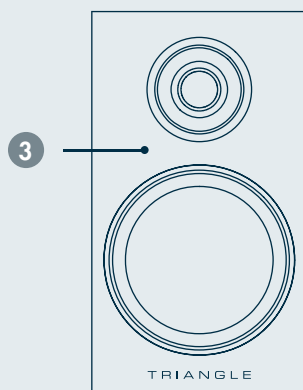


  
**TRIANGLE**  
MANUFACTURE ELECTROACOUSTIQUE



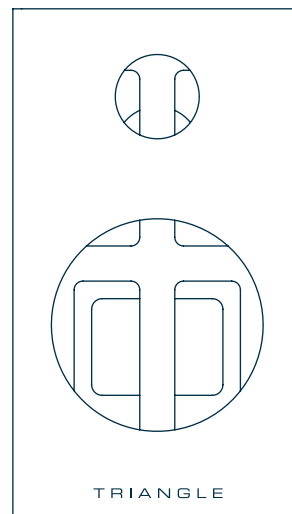
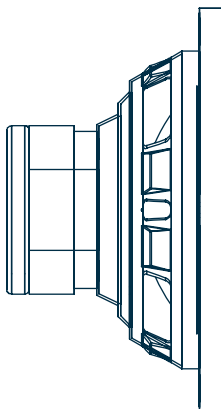
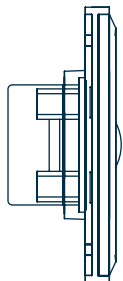
## AT THE CORE OF **ELARA**

NEWLY-DESIGNED  
TECHNOLOGY  
INCREASES THE SOUND  
PERFORMANCE OF ELARA



Each component is designed and developed in our French facilities, following very precise and exclusive specifications.





1

## TWEETER

TRIANGLE has designed a new 25 mm silk dome tweeter that is central to the characteristic smoothness of the Elara series' sound. Easier to master, silk domes simplify and optimize the speaker configuration. The crossover requires fewer components, while maintaining a flat response in the high frequencies.

Just like the tweeter of the Magellan series, the Elara tweeter is the result of comprehensive studies. The chosen neodymium magnets and eminence voice coils allow optimal heat dissipation and provide better control at high volume.

The shape of the front plate is the result of an intensive study, aimed at reducing reflections in order to deliver a clear and precise reproduction of high frequencies.

2

## WOOFER

The drivers of the Elara range use concave, treated paper membranes. The membranes do not feature dust caps in order to increase their rigidity and efficiency. Elara's optimized cone profile enables the entire woofer surface to be used to transduce sound.

The cone technology excels at dispersing sound waves and reduces distortion at high volume, while ensuring a great response at low frequencies. The drivers are equipped with large engines, including double ferrites on the LN01 and LN07 models, providing high sensitivity, dynamics and great pace.

3

## CABINET

The Elara cabinets are compounds of 18mm thick walls and a 21mm front baffle that ensures high rigidity.

Internal reinforcements are placed in the cabinet to avoid unwanted vibrations and sound coloration. All Elara models have bass reflex configurations that extend the response of the speaker in the lower frequencies. The finish is of first-rate quality.

Coated with a piano lacquer, the Elara range is equipped with a magnetic grill system and all screws are cleverly hidden behind stylish rubber rings. All the technical aspects disappear to make room for music.

# ELARA



LN07

The LN07 is the reference model of the range in terms of performance, sensitivity and impact in the low frequencies. This 2.5-way floorstander, includes two 165 mm drivers and will delight you with its dynamics and wide soundstage.

It is recommended for larger rooms (20-50 m2).



LN05

Excellent compromise between performance and size, the LN05 is a 2.5-way floorstanding speaker. Its slim, elegant size and design has been developed in a way that ensure excellent sound reproduction. It is equipped with two 135mm drivers. One is dedicated to midrange (voice) frequencies while the other handles low, bass-frequencies.

It is a perfect fit for medium-sized rooms (15 to 30 m2).



LN02

The LN02 is the perfect addition to your home theatre setup. As it is equipped with drivers that have the same membrane as the rest of the range, the sonic homogeneity is ensured. Its compact size allows easy integration into your living room; it can be hidden in furniture, as its reflex ports are positioned on the front.

Ways	2,5	2,5	2
Cabinet type	Bass Reflex	Bass Reflex	Bass Reflex
Woofer	1 x 165 mm	1 x 135 mm	-
Midrange	1 x 165 mm	1 x 135 mm	2 x 135 mm
Tweeter	Dome 25 mm	Dome 25 mm	Dome 25 mm
Bandwidth (+/- 3dB Hz-kHz)	42 - 22	47 - 22	65 - 22
Sensitivity (dB/W/m)	91	90	89
Minimum Impedance (Ohms)	4,1	4,5	4
Power Handling (W)	110	90	60
Dimensions (mm, L x P x H)	198 x 313 x 1077	165 x 263 x 900	485 x 260 x 165
Unit net weight (kg)	18,1	13	7,1



# SUBWOOFERS



## LN01

The LN01 is a so-called bookshelf loudspeaker. Despite its compact size and single 135mm bass driver, it will seduce you with its musicality and ability to handle and reproduce even low frequencies. Its timeless design allows it to fit easily into all types of interiors.

It is ideal for smaller rooms (10-20 m2).

2

Bass reflex

-

1 x 135 mm

Dome 25 mm

56 - 22

89

4,5

50

165 x 235 x 291

4,5



## TALES 340

Tales 340, a versatile hi-fi and home theatre subwoofer, is the ideal product to augment your current set-up. This subwoofer has a 25cm driver, with long throw combined with a class D amplifier that delivers 200W RMS (350W peak).

Its timeless and sleek design integrates easily into your interior.

Bass Reflex

250 mm

30-120 Hz

30 - 120 Hz

200 W

0 - 180°

Left and Right  
low level

-

342 x 357 x 383

8,8



## THETIS 280

The Thetis subwoofer will reinforce the seat in the lower frequencies of your most demanding systems. Built on many years of Triangle expertise, this subwoofer successfully blends performance and compactness.

Equipped with a class D amplifier of 150W RMS (250W peak), the delivered sound is impressive. The ease of use is enhanced with a LED level indicator on the front panel and a remote control.

Closed box

210 mm

35 - 120 Hz

30 - 120 Hz

150 W

0 - 180°

LFE, Left and Right high and  
low level

-

320 x 280 x 280

8,2

Cabinet type

Driver diameter

Bandwidth

Crossover cutoff frequency

RMS amplifier output

Phase

Input

Output

Dimensions (mm, L x P x H)

Net Weight (kg)

WWW.TRIANGLEHIFI.COM

---

JOIN US !

